

YACHT FOR SALE

Sea-Doo Switch Cruise 21

21' • SEA-DOO • 2023








MAX. 11

1405 1037lb



675 kg
1485 lbs/lb

THE RECOMMENDED SAFE LIMITS MAY HAVE TO BE REDUCED IN ADVERSE SEA AND WEATHER CONDITIONS.

LES LIMITES MAXIMALES DE SÉCURITÉ RECOMMANDÉES PEUVENT DEVOIR ÊTRE RÉDUITES DANS LES CONDITIONS DE MER ET LES CONDITIONS MÉTÉOROLOGIQUES DIFFICILES.

OPERATE IN SHELTERED INLAND WATERS.

OPÉREZ DANS DES EAUX INTÉRIEURES ABRITÉES.

BOMBARDIER RECREATIONAL PRODUCTS INC. (YDV)

565 de la Montagne, Valcourt, J0E 2L0, QC, CA

Rotaxstrasse 1, Gunskirchen, A-4623, AT

MODEL / MODÈLE : SWITCH CRUISE 21 – 170 2023

THE MANUFACTURER DECLARES THAT THIS PRODUCT COMPLIES WITH THE CONSTRUCTION REQUIREMENTS OF THE SMALL VESSEL REGULATIONS, AS THEY READ ON THE DAY ON WHICH THE CONSTRUCTION OF THE VESSEL WAS STARTED OR ON THE DAY ON WHICH THE VESSEL WAS IMPORTED.

LE FABRICANT ATTESTE QUE CE PRODUIT EST CONFORME AUX EXIGENCES DE CONSTRUCTION DU RÈGLEMENT SUR LES PETITS BÂTIMENTS EN VIGUEUR À LA DATE OU DÉBUT DE SA CONSTRUCTION OU DE SON IMPORTATION.

EMISSION CONTROL SYSTEM INFORMATION

BOMBARDIER RECREATIONAL PRODUCTS INC.
MEETS 2023 MY CALIFORNIA EVAP EMISSIONS
REGULATIONS FOR SPARK-IGNITION MARINE
WATERCRAFT CALIFORNIA EVAP FAMILY

PBCXPVSSLB21

EVAPORATIVE EMISSION CONTROL SYSTEM SO MEETS U.S. EPA EVAP STANDARDS
USING CERTIFIED COMPONENTS. CONFORME AUX NORMES U.S. EPA EVAP VIA
COMPOSANTES CERTIFIÉES. MAX. POWER / PUISSANCE 125 kW



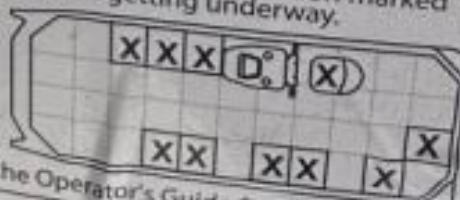
6270

CAN ICES-002/ NMB-002

UNDERWAY SEATING POSITIONS

Make sure all passengers occupy a seat located and secured at the recommended location marked with a X before getting underway.

MAXIMUM PERSONS
10



Refer to the Operator's Guide for more details.

FOR U.S. ONLY

MAXIMUM CAPACITIES
10 PERSONS










276000523

ROTAX



<p>CAUTION</p> <p>Engine oil and certain components in the engine compartment may be hot. Contact with hot surfaces may result in skin burns.</p>	<p>NOTICE CHECKING ENGINE OIL LEVEL</p> <ul style="list-style-type: none"> • Make sure engine is at operating temperature. Never let engine run out of water without the pump hot disconnected as it may damage the engine. • Vehicle must be level to perform verification. • Let engine running at idle for at least 30 seconds. • Never remove air vent at least 30 seconds. • Check oil using the dipstick. 	<p>SERVICE OF THE ENGINE INSTALLED IN THIS BOAT REQUIRES SPECIAL TOOLS, TRAINING AND IDENTICAL REPLACEMENT PARTS. THE FUEL SYSTEM SHOULD BE SERVICED ONLY BY A BOMBARDIER RECREATIONAL PRODUCTS TRAINED TECHNICIAN. DO NOT ATTEMPT TO SERVICE THE SYSTEM YOURSELF.</p>
--	---	--





DOCK PHONE

GARMIN

173.9 Hr





